




























## Official results for World Ski Orienteering Championships 2019 - Middle





























Name: Middle

Organiser:  Sweden


Date: 23 March 2019

**Men** 11 160 m, 54 starting competitors


Plac	Name	Organisation	Time	Diff	Km time
1	Erik Rost	 Swedish Orienteering Federation	52:36		4:42
2	Audun Heimdal	 Norwegian Orienteering Federation	52:41	+0:05	4:43
3	Gion Schnyder	 Swiss Orienteering	52:47	+0:11	4:43
4	Sergey Gorlanov	 Russian Orienteering Federation	52:50	+0:14	4:44
5	Vladislav Kiselev	 Russian Orienteering Federation	52:51	+0:15	4:44
6	Andrey Lamov	 Russian Orienteering Federation	52:52	+0:16	4:44
7	Ville Petteri Saarela	 Finnish Orienteering Federation	52:54	+0:18	4:44
8	Stanimir Belomazhev	 Bulgarian Orienteering Federation	52:57	+0:21	4:44
9	Erik Blomgren	 Swedish Orienteering Federation	52:59	+0:23	4:44
10	Jyri Uusitalo	 Finnish Orienteering Federation	53:06	+0:30	4:45
11	Stepan Malinovskii	 Russian Orienteering Federation	53:08	+0:32	4:45
12	Tero Linnainmaa	 Finnish Orienteering Federation	53:09	+0:33	4:45
13	Mattis Jaama	 Estonian Orienteering Federation EOL	53:10	+0:34	4:45
14	Linus Rapp	 Swedish Orienteering Federation	53:11	+0:35	4:45
15	Bjornar Kvale	 Norwegian Orienteering Federation	53:20	+0:44	4:46
16	Jorgen Madslie	 Norwegian Orienteering Federation	53:27	+0:51	4:47
17	Janne Hakkinen	 Finnish Orienteering Federation	53:32	+0:56	4:47
18	Jakub Skoda	 Czech Orienteering Federation	54:42	+2:06	4:54
19	Nauris Raize	 Latvian Orienteering Federation	55:33	+2:57	4:58
20	Lars Moholdt	 Norwegian Orienteering Federation	55:54	+3:18	5:00
21	Martin Penchev	 Bulgarian Orienteering Federation	55:57	+3:21	5:00
22	Radek Laciga	 Czech Orienteering Federation	56:09	+3:33	5:01
23	Petr Horvat	 Czech Orienteering Federation	56:16	+3:40	5:02
24	Raivo Kivlenieks	 Latvian Orienteering Federation	56:39	+4:03	5:04
25	Markus Lundholm	 Swedish Orienteering Federation	57:57	+5:21	5:11
26	Regimantas Kavaliauskas	 Lithuanian Orienteering Federation	58:40	+6:04	5:15
27	Ilmar Udam	 Estonian Orienteering Federation EOL	1:00:03	+7:27	5:22

Plac	Name	Organisation	Time	Diff	Km time
28	Lukas Deininger	 Swiss Orienteering	1:00:11	+7:35	5:23
29	Andris Jubelis	 Latvian Orienteering Federation	1:01:31	+8:55	5:30
30	Nerijus Sulcys	 Lithuanian Orienteering Federation	1:02:02	+9:26	5:33
31	Vojtech Matus	 Czech Orienteering Federation	1:03:23	+10:47	5:40
32	Kevin Hallop	 Estonian Orienteering Federation EOL	1:03:51	+11:15	5:43
33	Davide Comai	 Italian Orienteering Federation FISO	1:03:54	+11:18	5:43
34	Roland Fesselhofer	 Austrian Orienteering Federation	1:04:08	+11:32	5:44
35	Nikolay Dimitrov	 Bulgarian Orienteering Federation	1:04:11	+11:35	5:45
36	Simion Suci	 Romanian Orienteering Federation	1:04:31	+11:55	5:46
37	Vitalijus Petrulis	 Lithuanian Orienteering Federation	1:06:42	+14:06	5:58
38	Ishihara Takumi	 Japanese Orienteering Federation	1:08:19	+15:43	6:07
39	Klaus Csucs	 Romanian Orienteering Federation	1:08:28	+15:52	6:08
40	Radoslaw Jaroszek	 Polish Orienteering Federation	1:08:50	+16:14	6:10
41	Kostiantyn Marych	 Ukrainian Orienteering Federation	1:09:17	+16:41	6:12
42	Arsen Zhuravel	 Ukrainian Orienteering Federation	1:09:33	+16:57	6:13
43	Yuki Ishihara	 Japanese Orienteering Federation	1:10:33	+17:57	6:19
44	Boyan Sofin	 Bulgarian Orienteering Federation	1:14:33	+21:57	6:40
45	Chris Burnham	 Orienteering USA	1:14:54	+22:18	6:42
46	Adrian Owens	 Orienteering USA	1:20:43	+28:07	7:13
47	Zoltan Szep	 Romanian Orienteering Federation	1:22:24	+29:48	7:23
48	Shotaro Kishi	 Japanese Orienteering Federation	1:25:14	+32:38	7:38
49	Mitsuhiko Kiya	 Japanese Orienteering Federation	1:31:51	+39:15	8:13
50	Umut Gurcan	 Turkish Orienteering Federation	1:39:17	+46:41	8:53
51	Martin Hoset	 Danish Orienteering Federation DOF	1:43:53	+51:17	9:18
52	Jimmy Burnham	 Orienteering USA	2:02:35	+1:09:59	10:59
	Francesco Corradini	 Italian Orienteering Federation FISO	mispunched		
	Andrej Gerasimov	 Lithuanian Orienteering Federation	mispunched		
	Ari Ofsevit	 Orienteering USA	did not start		

## Women 9 280 m, 38 starting competitors

Plac	Name	Organisation	Time	Diff	Km time
1	Mariya Kechkina	 Russian Orienteering Federation	44:52		4:50
2	Tove Alexandersson	 Swedish Orienteering Federation	45:02	+0:10	4:51
3	Alena Trapeznikova	 Russian Orienteering Federation	46:44	+1:52	5:02

Plac	Name	Organisation	Time	Diff	Km time
4	Anna Ulvensoen	 Norwegian Orienteering Federation	47:21	+2:29	5:06
5	Linda Lindkvist	 Swedish Orienteering Federation	47:26	+2:34	5:06
6	Evelina Wickbom	 Swedish Orienteering Federation	47:39	+2:47	5:08
7	Salla Koskela	 Finnish Orienteering Federation	47:51	+2:59	5:09
8	Tatyana Oborina	 Russian Orienteering Federation	47:55	+3:03	5:09
9	Daisy Kudre	 Estonian Orienteering Federation EOL	47:58	+3:06	5:10
10	Lenka Mechlova	 Czech Orienteering Federation	48:09	+3:17	5:11
11	Anastasiya Glukhikh	 Russian Orienteering Federation	48:39	+3:47	5:14
12	Milka Reponen	 Finnish Orienteering Federation	48:57	+4:05	5:16
13	Evine Westli Andersen	 Norwegian Orienteering Federation	49:01	+4:09	5:16
14	Hanna Eriksson	 Swedish Orienteering Federation	49:27	+4:35	5:19
15	Liisa Nenonen	 Finnish Orienteering Federation	49:45	+4:53	5:21
16	Marjut Turunen	 Finnish Orienteering Federation	50:05	+5:13	5:23
17	Tilla Farnes Hennum	 Norwegian Orienteering Federation	50:39	+5:47	5:27
18	Stefania Corradini	 Italian Orienteering Federation FISO	50:41	+5:49	5:27
19	Petra Hancova	 Czech Orienteering Federation	50:45	+5:53	5:28
20	Katerina Neumannova	 Czech Orienteering Federation	51:03	+6:11	5:30
21	Johanka Simkova	 Czech Orienteering Federation	51:46	+6:54	5:34
22	Epp Paalberg	 Estonian Orienteering Federation EOL	51:59	+7:07	5:36
23	Doris Kudre	 Estonian Orienteering Federation EOL	52:47	+7:55	5:41
24	Liga Valdmane	 Latvian Orienteering Federation	53:21	+8:29	5:44
25	Antoniya Grigorova	 Bulgarian Orienteering Federation	56:02	+11:10	6:02
26	Alice Ventura	 Italian Orienteering Federation FISO	56:12	+11:20	6:03
27	Stefaniya Belomazheva Dimitrova	 Bulgarian Orienteering Federation	1:02:09	+17:17	6:41
28	Yoshiko Sakai	 Japanese Orienteering Federation	1:02:30	+17:38	6:44
29	Antonia Erhart	 Austrian Orienteering Federation	1:06:50	+21:58	7:12
30	Rieke Bruns	 Deutscher Turner Bund	1:11:04	+26:12	7:39
31	Tanja Buchholz	 Deutscher Turner Bund	1:40:45	+55:53	10:51
32	Hibiki Sano	 Japanese Orienteering Federation	1:43:34	+58:42	11:09
33	Busra Celebi	 Turkish Orienteering Federation	2:21:05	+1:36:13	15:12
34	Kirara Homma	 Japanese Orienteering Federation	2:49:28	+2:04:36	18:15
	Magdalena Olsson	 Swedish Orienteering Federation	mispunched		
	Rabia Sehirli	 Turkish Orienteering Federation	mispunched		
	Sora Takizawa	 Japanese Orienteering Federation	mispunched		

Plac	Name	Organisation	Time	Diff	Km time
	Meryem Sena Yurtsever	 Turkish Orienteering Federation	mispunched		

Please report errors in the result list to the organiser.

# Official results for Junior World Ski Orienteering Championships 2019 - Middle

Name: Middle

Organisers: 🇸🇪 Alvsby IF OK / 🇫🇮 Bergnasets AIK / 🇷🇺 Bodens BK OS / 🇸🇪 Gammelstads IF / 🇫🇮 I19 IF / 🇳🇴 OK Renen / 🇸🇪 Pitea IF Orienteringsklubb / 🇸🇪 Sweden

Date: 23 March 2019

## Men 20 7 950 m, 38 starting competitors

Plac	Name	Organisation	Time	Diff	Km time
1	Jorgen Baklid	🇳🇴 Norwegian Orienteering Federation	35:18		4:26
2	Aslak Heimdal	🇳🇴 Norwegian Orienteering Federation	36:06	+0:48	4:32
3	Artemiy Dorma	🇷🇺 Russian Orienteering Federation	36:16	+0:58	4:33
4	Igor Linkevich	🇷🇺 Russian Orienteering Federation	36:28	+1:10	4:35
5	Maksim Zhilin	🇷🇺 Russian Orienteering Federation	36:30	+1:12	4:35
6	Corsin Boos	🇨🇭 Swiss Orienteering	36:34	+1:16	4:35
7	German Sazykin	🇷🇺 Russian Orienteering Federation	36:41	+1:23	4:36
8	RoniVille Rissanen	🇫🇮 Finnish Orienteering Federation	36:42	+1:24	4:36
9	Truls Lindholm	🇸🇪 Swedish Orienteering Federation	36:43	+1:25	4:37
10	Jan Hasek	🇨🇪 Czech Orienteering Federation	36:47	+1:29	4:37
11	Gustav Jonsson	🇸🇪 Swedish Orienteering Federation	37:13	+1:55	4:40
12	Nicola Mueller	🇨🇭 Swiss Orienteering	38:24	+3:06	4:49
13	Eskil Froisland	🇳🇴 Norwegian Orienteering Federation	38:25	+3:07	4:49
13	Vaino Kotro	🇫🇮 Finnish Orienteering Federation	38:25	+3:07	4:49
15	Per Clemet Wisloff	🇳🇴 Norwegian Orienteering Federation	38:32	+3:14	4:50
16	Andres Room	🇪🇪 Estonian Orienteering Federation EOL	38:34	+3:16	4:51
17	Josef Nagy	🇨🇪 Czech Orienteering Federation	38:44	+3:26	4:52
18	Samuli Peltola	🇫🇮 Finnish Orienteering Federation	38:47	+3:29	4:52
19	Sergey Mizonov	🇷🇺 Russian Orienteering Federation	39:09	+3:51	4:55
20	Aapo Viippola	🇫🇮 Finnish Orienteering Federation	39:39	+4:21	4:59
21	Aaro Aho	🇫🇮 Finnish Orienteering Federation	39:46	+4:28	5:00
22	Jonathan Stahl	🇸🇪 Swedish Orienteering Federation	40:00	+4:42	5:01
23	Ondrej Hlavac	🇨🇪 Czech Orienteering Federation	40:07	+4:49	5:02
24	Henrik Fredriksen Aas	🇳🇴 Norwegian Orienteering Federation	40:19	+5:01	5:04
25	Matias Majjala	🇫🇮 Finnish Orienteering Federation	40:49	+5:31	5:08
26	Gabriel Larsson	🇸🇪 Swedish Orienteering Federation	41:24	+6:06	5:12
27	Nikolai Taran	🇷🇺 Russian Orienteering Federation	41:35	+6:17	5:13

Plac	Name	Organisation	Time	Diff	Km time
28	Severin Mueller	 Swiss Orienteering	41:40	+6:22	5:14
29	Kasparas Sulcys	 Lithuanian Orienteering Federation	41:42	+6:24	5:14
30	Martin Granberg	 Swedish Orienteering Federation	42:53	+7:35	5:23
31	Andri Jordi	 Swiss Orienteering	43:05	+7:47	5:25
32	Kaarel Vesilind	 Estonian Orienteering Federation EOL	44:14	+8:56	5:33
33	Sander Pritsik	 Estonian Orienteering Federation EOL	44:24	+9:06	5:35
34	Anton Hanstrom	 Swedish Orienteering Federation	44:46	+9:28	5:37
35	Emils Zernis	 Latvian Orienteering Federation	46:35	+11:17	5:51
36	Styrk Kamsvaag	 Norwegian Orienteering Federation	47:49	+12:31	6:00
37	Viesturs Veits	 Latvian Orienteering Federation	49:06	+13:48	6:10
38	Vadym Nesuk	 Ukrainian Orienteering Federation	1:09:56	+34:38	8:47

## Women 20 6 790 m, 39 starting competitors

Plac	Name	Organisation	Time	Diff	Km time
1	Aleksandra Rusakova	 Russian Orienteering Federation	32:30		4:47
2	Siiri Saalo	 Finnish Orienteering Federation	32:41	+0:11	4:48
3	Marina Vyatkina	 Russian Orienteering Federation	32:51	+0:21	4:50
4	Sofia Westin	 Swedish Orienteering Federation	33:39	+1:09	4:57
5	Jenny Baklid	 Norwegian Orienteering Federation	33:57	+1:27	5:00
6	Elin Schagerstrom	 Swedish Orienteering Federation	34:15	+1:45	5:02
7	Olesia Riazanova	 Russian Orienteering Federation	34:28	+1:58	5:04
8	Synne Strand	 Norwegian Orienteering Federation	34:46	+2:16	5:07
9	Marlin Haavengen	 Norwegian Orienteering Federation	34:48	+2:18	5:07
10	Daria Kuzminykh	 Russian Orienteering Federation	34:52	+2:22	5:08
11	Judita Traubaite	 Lithuanian Orienteering Federation	35:52	+3:22	5:16
12	Lea Widmer	 Swiss Orienteering	35:55	+3:25	5:17
13	Andreya Dyaksova	 Bulgarian Orienteering Federation	35:58	+3:28	5:17
14	Ane Sofie Krogh	 Norwegian Orienteering Federation	36:03	+3:33	5:18
15	Kaisa Klemettinen	 Finnish Orienteering Federation	36:38	+4:08	5:23
16	Satu Tuomisto	 Finnish Orienteering Federation	36:40	+4:10	5:24
17	Oda Scheele	 Norwegian Orienteering Federation	36:43	+4:13	5:24
18	Eliane Deininger	 Swiss Orienteering	37:04	+4:34	5:27
19	Henna Pylvanainen	 Finnish Orienteering Federation	38:36	+6:06	5:41
20	Aino Rantala	 Finnish Orienteering Federation	38:39	+6:09	5:41

Plac	Name	Organisation	Time	Diff	Km time
20	Aleksandra Tregubets	 Russian Orienteering Federation	38:39	+6:09	5:41
22	Anezka Hlavacova	 Czech Orienteering Federation	38:40	+6:10	5:41
23	Sofia Berglund	 Swedish Orienteering Federation	39:50	+7:20	5:51
24	Marketa Firesova	 Czech Orienteering Federation	40:07	+7:37	5:54
25	Natalja Niggli	 Swiss Orienteering	40:11	+7:41	5:55
26	Heta Virtanen	 Finnish Orienteering Federation	41:11	+8:41	6:03
27	Anna Herbert	 Swedish Orienteering Federation	41:20	+8:50	6:05
28	Ellen Blennow	 Swedish Orienteering Federation	41:47	+9:17	6:09
29	Kristina Tholerud	 Swedish Orienteering Federation	41:53	+9:23	6:10
30	Arta Renate Rulle	 Latvian Orienteering Federation	42:00	+9:30	6:11
31	Monika Baduna	 Latvian Orienteering Federation	44:21	+11:51	6:31
32	Migle Susinskaite	 Lithuanian Orienteering Federation	46:00	+13:30	6:46
33	Kaisa Rooba	 Estonian Orienteering Federation EOL	47:22	+14:52	6:58
34	Flurina Mueller	 Swiss Orienteering	50:55	+18:25	7:29
35	Kalina Nedyalkova	 Bulgarian Orienteering Federation	50:58	+18:28	7:30
36	Aleksandra Vlahova	 Bulgarian Orienteering Federation	51:31	+19:01	7:35
37	Pia Buchholz	 Deutscher Turner Bund	53:33	+21:03	7:53
	Varvara Ermolaeva	 Russian Orienteering Federation	mispunched		
	Mari Linnus	 Estonian Orienteering Federation EOL	mispunched		
	Lea Hnilica	 Austrian Orienteering Federation	did not start		

Please report errors in the result list to the organiser.




























## Official results for European Youth Ski Orienteering Championships 2019 - Middle

Name: Middle

Organiser:  Sweden

Date: 23 March 2019

### Men 17 6 430 m, 38 starting competitors









Plac	Name	Organisation	Time	Diff	Km time
1	Mikhail Beliakov	 Russian Orienteering Federation	26:53		4:10
2	Isak Lundholm	 Swedish Orienteering Federation	27:22	+0:29	4:15
3	Niklas Ekstrom	 Finnish Orienteering Federation	28:12	+1:19	4:23
4	Ivan Kostin	 Russian Orienteering Federation	29:36	+2:43	4:36
5	Gian Andri Mueller	 Swiss Orienteering	29:38	+2:45	4:36
6	Akseli Virtanen	 Finnish Orienteering Federation	30:22	+3:29	4:43
7	Olle Ilmar Jaama	 Estonian Orienteering Federation EOL	30:25	+3:32	4:43
8	Dimitrii Rakovitsa	 Russian Orienteering Federation	30:27	+3:34	4:44
9	Seeti Salonen	 Finnish Orienteering Federation	30:42	+3:49	4:46
10	Ragnar Rooba	 Estonian Orienteering Federation EOL	31:59	+5:06	4:58
11	Rauli Aho	 Finnish Orienteering Federation	32:01	+5:08	4:58
12	Lukas Richtr	 Czech Orienteering Federation	33:48	+6:55	5:15
13	Vit Stefan	 Czech Orienteering Federation	34:48	+7:55	5:24
14	Ugis Bekeris	 Latvian Orienteering Federation	35:48	+8:55	5:34
15	Melker Nordgren	 Swedish Orienteering Federation	36:21	+9:28	5:39
16	Mehis Udam	 Estonian Orienteering Federation EOL	36:46	+9:53	5:43
17	Erik Brandt	 Swedish Orienteering Federation	36:57	+10:04	5:44
18	Adrian Iacob	 Romanian Orienteering Federation	37:10	+10:17	5:46
19	Egor Sopov	 Russian Orienteering Federation	38:54	+12:01	6:02
20	Timo Kudre	 Estonian Orienteering Federation EOL	39:17	+12:24	6:06
21	Alexandru Catana	 Romanian Orienteering Federation	39:29	+12:36	6:08
22	Dmitrii Sokolov	 Russian Orienteering Federation	39:32	+12:39	6:08
23	Tom Buchholz	 Deutscher Turner Bund	40:04	+13:11	6:13
24	Daniil Sorokin	 Russian Orienteering Federation	41:13	+14:20	6:24
25	Ivan Rovnyi	 Ukrainian Orienteering Federation	41:22	+14:29	6:26
26	Catalin Vadean	 Romanian Orienteering Federation	41:45	+14:52	6:29
27	Corsin Mueller	 Swiss Orienteering	43:21	+16:28	6:44



Plac	Name	Organisation	Time	Diff	Km time
28	Andojas Lapinskas	 Lithuanian Orienteering Federation	46:35	+19:42	7:14
29	Maanus Udam	 Estonian Orienteering Federation EOL	53:20	+26:27	8:17
30	Jussi Bruns	 Deutscher Turner Bund	58:37	+31:44	9:06
31	Ole Wittiber	 Deutscher Turner Bund	59:11	+32:18	9:12
32	Altar Ilgaz Tuzcuogullari	 Turkish Orienteering Federation	1:45:44	+1:18:51	16:26
	Tihomir Galov	 Bulgarian Orienteering Federation	mispunched		
	Albin Gezelius	 Swedish Orienteering Federation	mispunched		
	Jan Lauenstein	 Swiss Orienteering	mispunched		
	Moritz Lucke	 Deutscher Turner Bund	mispunched		
	Klavs Plavins	 Latvian Orienteering Federation	mispunched		
	Marek Sterba	 Czech Orienteering Federation	mispunched		
	Audris Odo Vitolins	 Latvian Orienteering Federation	did not start		

### Women 17 5 530 m, 36 starting competitors

Plac	Name	Organisation	Time	Diff	Km time
1	Iuliia Khrennikova	 Russian Orienteering Federation	25:49		4:40
2	Delia Giezendanner	 Swiss Orienteering	27:30	+1:41	4:58
3	Valeria Saranina	 Russian Orienteering Federation	27:36	+1:47	4:59
4	Lotte Line Ekstrom	 Finnish Orienteering Federation	27:42	+1:53	5:00
5	Liisa Peltonen	 Finnish Orienteering Federation	27:43	+1:54	5:00
6	Alina Niggli	 Swiss Orienteering	27:47	+1:58	5:01
7	Maria Hoskari	 Finnish Orienteering Federation	27:55	+2:06	5:02
8	Zoya Chernykh	 Russian Orienteering Federation	28:01	+2:12	5:03
9	Elsa Hermansson	 Swedish Orienteering Federation	29:30	+3:41	5:20
10	Olga Evstafieva	 Russian Orienteering Federation	29:46	+3:57	5:22
11	Mariia Vorobeva	 Russian Orienteering Federation	29:47	+3:58	5:23
12	Kristine Kravdal	 Norwegian Orienteering Federation	30:22	+4:33	5:29
13	Tereza Macholdova	 Czech Orienteering Federation	30:31	+4:42	5:31
14	Anna Karlova	 Czech Orienteering Federation	31:00	+5:11	5:36
15	Lilian Palm	 Swedish Orienteering Federation	31:17	+5:28	5:39
16	Lovisa Moqvist	 Swedish Orienteering Federation	31:32	+5:43	5:42
17	Tereza Chrastova	 Czech Orienteering Federation	31:39	+5:50	5:43
18	Kristine Brunere	 Latvian Orienteering Federation	31:58	+6:09	5:46
19	Rachele Gaio	 Italian Orienteering Federation FISO	32:17	+6:28	5:50

Plac	Name	Organisation	Time	Diff	Km time
20	Aija Denija Trezina	 Latvian Orienteering Federation	32:35	+6:46	5:53
21	Wenke Heinemann	 Deutscher Turner Bund	33:19	+7:30	6:01
22	Emilija Tamoseviciute	 Lithuanian Orienteering Federation	34:05	+8:16	6:09
23	Eliza Madsena	 Latvian Orienteering Federation	34:55	+9:06	6:18
24	Birgit Room	 Estonian Orienteering Federation EOL	35:20	+9:31	6:23
25	Marit Heinemann	 Deutscher Turner Bund	35:25	+9:36	6:24
26	Anna Emilija Suta	 Latvian Orienteering Federation	35:35	+9:46	6:26
27	Viktoria Krutova	 Russian Orienteering Federation	35:36	+9:47	6:26
28	Elin Neuenschwander	 Swiss Orienteering	35:39	+9:50	6:26
29	Liis Marii Kaso	 Estonian Orienteering Federation EOL	36:36	+10:47	6:37
30	Jana Hnilica	 Austrian Orienteering Federation	37:04	+11:15	6:42
31	Katerina Cerna	 Czech Orienteering Federation	39:05	+13:16	7:04
32	Evangelina Dyaksova	 Bulgarian Orienteering Federation	40:16	+14:27	7:16
33	Greta Maria Pisarev	 Estonian Orienteering Federation EOL	45:28	+19:39	8:13
34	Aysa Asya Tuzcuogullari	 Turkish Orienteering Federation	1:28:18	+1:02:29	15:58
35	Hazra Derin Heybetli	 Turkish Orienteering Federation	1:29:11	+1:03:22	16:07
	Nina Karna	 Finnish Orienteering Federation	mispunched		
	Klara Andersson	 Swedish Orienteering Federation	did not start		

Please report errors in the result list to the organiser.